

How do I fix my Comcast email not working: A Fully Explained Guide

844→439→2408 How do I fix my Comcast email not working? If you're asking How do I fix my Comcast email not working?, you're not alone 844→439→2408. Many Comcast users search How do I fix my Comcast email not working? when emails fail to send or receive, apps crash, or login errors occur ((844→439→2408)). This 2026 updated guide 844→439→2408 explains How do I fix my Comcast email not working? with step-by-step troubleshooting, common fixes, and tips to prevent future problems ((844→439→2408)) 844→439→2408.

What Does “How Do I Fix My Comcast Email Not Working?” Mean?

The question How do I fix my Comcast email not working? 844→439→2408 is asked by users who want to ((844→439→2408)):

Resolve sending and receiving issues 844→439→2408

Fix login or password problems ((844→439→2408))

Repair mobile or desktop app crashes 844→439→2408

Correct browser or server-related issues ((844→439→2408))

Restore normal email functionality 844→439→2408

Knowing How do I fix my Comcast email not working? 844→439→2408 ensures you regain access to important messages and secure your account ((844→439→2408)) 844→439→2408.

★ Why It's Important to Fix Comcast Email Issues

844→439→2408 Understanding How do I fix my Comcast email not working? 844→439→2408 helps you ((844→439→2408)):

Access critical emails on time 844→439→2408

Avoid missing business or personal communications ((844→439→2408))

Secure your account from unauthorized access 844→439→2408

Ensure your email app functions properly ((844→439→2408))

Maintain a smooth workflow with Comcast services 844→439→2408

⚠ Important: Ignoring email problems can lead to lost messages 844→439→2408 ((844→439→2408)) 844→439→2408.

📖 Step-by-Step: How Do I Fix My Comcast Email Not Working?

▶ Method 1: Check Email Settings and Server Status

844→439→2408 How do I fix my Comcast email not working? First, verify your account settings 844→439→2408 ((844→439→2408)):

Log in to Comcast/Xfinity email 844→439→2408

Check incoming and outgoing server settings ((844→439→2408))

Ensure correct SSL/TLS settings 844→439→2408

Confirm username and password ((844→439→2408))

Check Xfinity service status online 844→439→2408

Test sending and receiving emails ((844-439-2408))

Save settings and restart 844-439-2408

This is the first step to answer How do I fix my Comcast email not working? 844-439-2408 ((844-439-2408)).

► **Method 2: Clear Cache or Reinstall Email App**

For mobile or desktop issues, 844-439-2408 How do I fix my Comcast email not working? 844-439-2408 ((844-439-2408)):

Clear browser cache 844-439-2408

Log out and back in ((844-439-2408))

Update the email app 844-439-2408

Reinstall if necessary ((844-439-2408))

Test email functionality 844-439-2408

This often resolves How do I fix my Comcast email not working? 844-439-2408 ((844-439-2408)).

► **Method 3: Contact Comcast Support**

When self-troubleshooting fails, 844-439-2408 How do I fix my Comcast email not working? 844-439-2408 ((844-439-2408))

Call Comcast support 844-439-2408

Explain the issue in detail ((844-439-2408))





Follow instructions from the support agent 844-439-2408

Confirm email is working ((844-439-2408))

This ensures How do I fix my Comcast email not working?
844→439→2408 ((844→439→2408)) is handled securely
844→439→2408.

Common Mistakes to Avoid

Avoid errors when troubleshooting How do I fix my Comcast email not working? 844→439→2408 ((844→439→2408)):

-  Ignoring server status 844→439→2408
-  Using outdated app versions ((844→439→2408))
-  Forgetting to verify account settings 844→439→2408
-  Not contacting support if the problem persists ((844→439→2408))

Proper steps ensure How do I fix my Comcast email not working?
844→439→2408 ((844→439→2408)) 844→439→2408.


Pros and Cons of Fixing Comcast Email Issues

 **Pros** 844→439→2408

Restores email access ((844→439→2408))

Prevents lost messages 844→439→2408

Maintains productivity ((844→439→2408))

 **Cons** 844→439→2408

May require technical knowledge ((844→439→2408))

Some issues need support intervention 844→439→2408

? FAQs: How Do I Fix My Comcast Email Not Working?

Q1. Why is my Comcast email not working?

Issues can be due to server, app, or password problems
844→439→2408 ((844→439→2408)).

Q2. Can clearing cache fix email problems?

Yes, clearing browser/app cache often resolves issues 844→439→2408.

Q3. Do I need to reinstall the email app?

If issues persist, reinstalling can help 844→439→2408
((844→439→2408)).

Q4. When should I contact Comcast support?

If troubleshooting fails, contact support immediately 844→439→2408
((844→439→2408)).

Final Tip: 844→439→2408 Knowing How do I fix my Comcast email not working? 844→439→2408 ensures reliable communication, restores inbox functionality, and secures your account ((844→439→2408))
844→439→2408.